



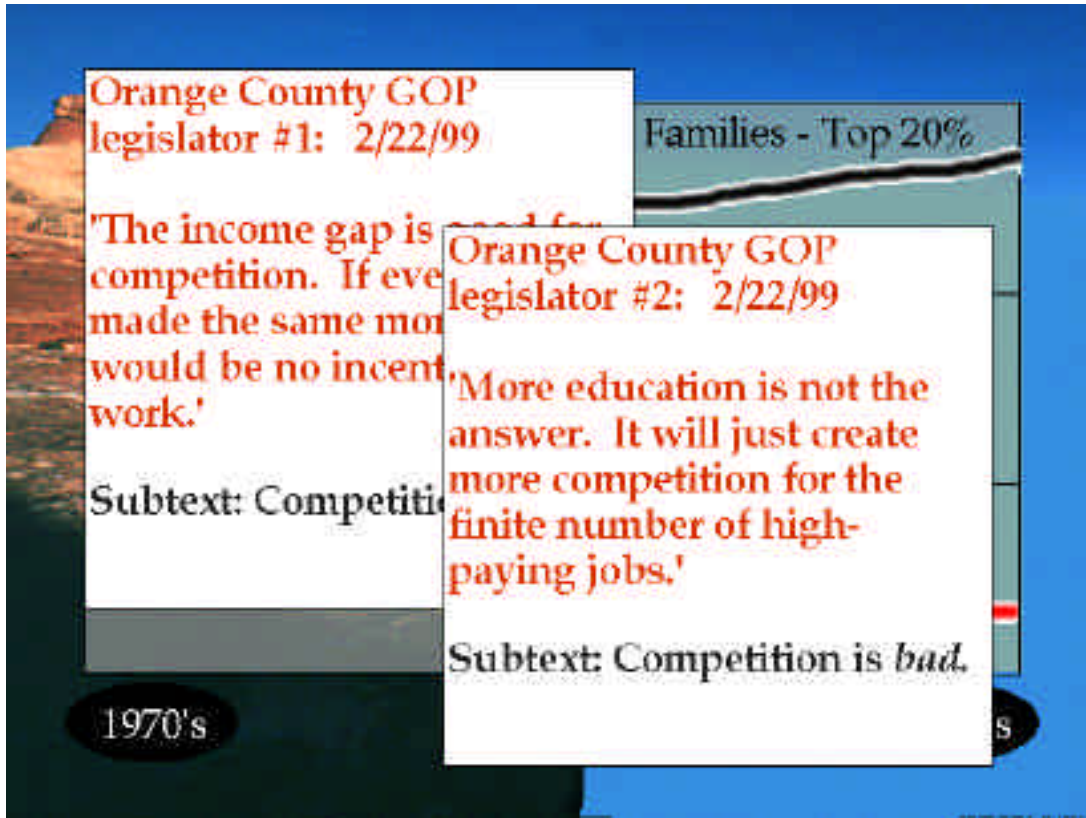
**Unseen Force: Not Voting**  
Last Presidential Election:  
Clinton elected with **24%**  
>50% eligible (1924) turnout lowest since 1824


Education Level	Percentage
College Grad	85%
Non-High School	40-60%

"unskilled and disoriented"

120 million will not vote, "the greatest force in politics," Mike Miller  
105 News and World Report and NPR (11/3/99)





A composite image featuring a woman holding an apple on the left, an equals sign in the center, and three small photos of medical professionals on the right. The background is a faded version of the chalkboard from the top image.

Profession that "provides the most important benefit to society": **Teachers #1** (3:1 over physicians)

In 1988: 35% *Details: 67% vs. 17% (89), Louis Harris & Recruiting New Teachers (Teachers Association of Long Beach, California)*

"If we are to remain preeminent in transforming knowledge into economic value America's system of ...education must remain the world's leader..."

**Alan Greenspan**

"Today's recipients of diplomas expect to have many jobs and to use a wide range of skills..."

CNNfn 2/99

**34:1**



1930

**Ratio of  
workers  
to  
retirees**

**2:1**

2030





## Community Colleges

## Four Year Colleges

College attendance in California	
Percent of graduates ('95):	60.1
High school completion rate:	83.1
Real college attendance rate :	49.9

Time Piece  
Depression and Localism  
American Heritage 1/1994

## Institutes to Save All We Hold Dear



## K-12 Schools

Time Piece  
Depression and Localism  
American Heritage 1/1994

